

# New! **Stander** Size 1 & 2



NEW



● ..... Supine Stander configuration (S410)

# Stander

## It's finally here –

the Stander that has it all. We're thrilled to introduce the first two sizes of a total redesign of our Supine and Prone Stander families. This new Stander can be configured as supine, prone or multi-position.

All models allow hip abduction up to 30° to promote hip joint development. Independent adjustments for hip and knee flexion and leg length accommodate contractures and discrepancies. A broad range of positioning components allow users to remain comfortably upright and active for longer. The frame can be raised and lowered to position a child at eye level with peers, or in easy reach of activities.

All this function is contained within an elegant and approachable design that centers the child while opening worlds of possibility.



Find letters of medical necessity and studies on the therapeutic benefits of standing at:

[www.rifton.com/standers](http://www.rifton.com/standers)

*"The* ability to fully customize joint positioning through the lower extremities for maximal comfort and alignment is a game changer! I have a student who only tolerated five to ten minutes of static standing in a less adjustable stander. When we tried the new Rifton Stander the student was happy and comfortable for nearly an hour, and we only got him out because we ran out of time."


*Linda K. Miller, PT, DPT  
MOVE International Trainer  
Prospect Center, NY*

# Stander features



## Size 2 Stander (Supine)

The size 2 Stander shown in supine configuration. It can also be purchased in prone or multi-position configuration.



Optional advanced leg supports adjust independently in length as well as in hip and knee angle. (Not available for the size 1 Stander.)



The Stander has abduction up to 30°.



The Stander has 0° – 90° gas-spring- assisted tilt adjustment.



**Size 1 Stander (Prone)**

The size 1 Stander shown in prone configuration. It can also be purchased in supine or multi-position configuration.



The size 2 Stander has independent hip and knee angle adjustment to accommodate contractures. Separate upper and lower leg length adjustments ensure that users with leg length discrepancies are comfortably supported.



## Hip abduction

The Stander supports abduction up to 30°. Research has shown that weight bearing in an abducted position can improve hip joint health and development during childhood, particularly for children at risk of hip displacement.





When the frame is lowered, users can interact at eye level with their peers.



With the frame raised, users can access activities and environments.

# Stander dimensions

User dimensions (cm)	S410 Size 1	S420 Size 2	
Height	71 – 107	97 – 135	
 <p><b>Key user dimension: height</b>            Select the appropriate stander by the user's overall height.            Choose the model that allows for growth.            Important: User's weight must not exceed the maximum working load.</p>			
	Item dimensions (cm)	S410 Size 1	S420 Size 2
	Base length x width	83 x 55	99 x 69
Height of horizontal body support above floor	56 – 71	57 – 93	
Sandal to knee height	17.5 – 28	25 – 38.5	
Knee to hip height	15.5 – 27	22 – 34	
Sandal to top of headrest	80 – 109	104 – 140	
Width between trunk laterals	14 – 25	18 – 29	
Width between medial/lateral thigh supports	6 – 10	8.5 – 13	
Basic item weight PRONE (kg)	21.5	32.5	
Basic item weight SUPINE (kg)	23.5	35.5	
Max. working load (kg)	34	45	



**Size 1 range of adjustment**



**Size 2 range of adjustment**