

| SystemRoMedic™

Lifting Slings

Actually,
we really don't
think that
people should
be lifted.



The challenge and the simple solution

Every day, care staff find themselves in situations where they are pressed for time, short of personnel and lacking knowledge and access to simple and functional assistive devices. Inadequate budgets in combination with the ambition and desire to provide a high standard of care contribute to the occurrence of various load injuries. The result is increased staff absenteeism and escalating costs. Putting an end to this negative spiral can be difficult.

The transfer-assistive devices in the SystemRoMedic™ range are based on simplicity, logical thinking, ergonomic principles and design with the user and caregiver in focus. Simplicity is the key. Attention to the basic principles results in user-friendly solutions. And, in fact, it is the simple, most time-saving devices that actually get used.

Activating the user

The more strength and functional capacity the user has, the more he is able to participate in his own transfer or repositioning. And the more active the user is, the easier the transfer will be for the

caregiver. The SystemRoMedic™ transfer-assistive devices help the caregiver to activate the user while stimulating a natural movement pattern. In addition to strengthening the user's muscles, this also contributes to the user's sense of independence. In this way, we can improve the quality of life for the user while at the same time making the caregiver's job easier and safer. The fact that both parties collaborate actively also strengthens the relationship between user and caregiver.

When nothing else will do

Relying on the use of lifts too early in the care process can make a user passive and cause impaired muscle performance and joint mobility. Even though our philosophy is, and always has been, to activate the user, making use of his ability, we are aware that simple, manual transfer-assistive devices are sometimes just not enough. In many transfer situations, lifting the user is the only alternative. And when lifting must be performed, the first alternative is always mechanical lifting, since this minimizes strain on the caregiver and provides a feeling of security for the user.

SystemRoMedic™

SystemRoMedic™ is a complete solution for all types of transfer needs; from the simplest to the most complex scenarios, and from the lightest to the heaviest. The concept encompasses assistive devices for four categories of transfer situations.

- **Transfer:** assistive devices for transferring users between two locations
- **Positioning:** assistive devices for repositioning of users within the same location
- **Support:** assistive devices for mobility support; e.g., during sit-to-stand or gait training
- **Lifting:** assistive devices for manual and mechanical lifting of users

Through a combination of education, training and a complete range of efficient transfer aids, SystemRoMedic™ offers improvement both in the work environment and in the quality and, at the same time, achieves significant cost savings.

We have a complete range of lifts and accessories.

For us, it's always about people - not machines. In any given lifting situation, the user's needs always dictate the choice of lifting solution. And SystemRoMedic™ offers plenty of choices.

SystemRoMedic™ lifting solutions are the right choice when you want to:

- create optimal working conditions and prevent musculo-skeletal injuries and accidents in connection with patient transfers.
- have a solution that is easy for the caregiver to use.
- provide the best possible quality of care while giving the user a sense of security, control and dignity.


Stationary lift systems

A stationary lifting solution, consisting of a lift unit mounted either on a ceiling rail system or on a freestanding rail system, is an ergonomically ideal alternative that eliminates the need for manual lifting and allows the caregiver to always choose the optimal working stance in connection with lifting. Furthermore, the lift system is always in place, it requires a minimum of floor space and it is very easy to manoeuvre. Another advantage is that the system provides a large lifting area and the possibility of both low and very high lifting.

SystemRoMedic™ offers stationary lift systems both for permanent installation on the ceiling and/or on the walls, and as portable, freestanding lift stands. We also have a wide selection of ceiling lift units for all situations, settings and users.

Mobile lifts

Mobile lifts are patient lifts that roll on the floor and are thereby easy to move between different locations and rooms. Mobile lifts offer a very flexible and versatile alternative and a great solution for



MilkyWay – a complete rail system with unlimited possibilities.



Castor provides safe and flexible lifting solutions for all settings.



RiseAtlas ceiling lift units are always in place.



RisePorto - portable for maximum flexibility.



Eva - aluminium lifts in several models.

temporary lifting needs, when the exact location of lifting needs is not known beforehand, or where it is just not possible to install a ceiling lift system.

SystemRoMedic™ offers several models with different lifting capacities and many different functions. We have mobile lifts for all situations, settings and users.

Lifting slings and accessories

SystemRoMedic™ includes a wide range of functional and comfortable, high-quality lifting slings that are adapted for all types of lifting and for users with different needs. The lifting slings are available in several materials and in sizes ranging from XXS to XXL. There are also special lifting sling models in XXXL and XXXXL for extremely large and heavy users. All of our lifting slings can be used to advantage in combination with SystemRoMedic™ mobile lifts and ceiling lift systems, but they may also be used with lifts from other manufacturers. For more information on combinations, please consult your local SystemRoMedic™ representative.

Naturally, SystemRoMedic™ also offers sling bars and many other clever and practical lifting accessories which may be needed to perform safe, individually adapted and comfortable lifts in all of the most common transfer situations.



MiniLift200 provides a unique sit-to-stand experience.



Vega505EE - unique design with many advantages.



Most important of all.

The mechanics, performance and technical features of patient lifts are often impressive. However, in a concrete situation, the lifting sling and sling bar are every bit as important for both safety and comfort. Much like an automobile, the shiny chrome details on the exterior say nothing about what it feels like to ride in the vehicle.



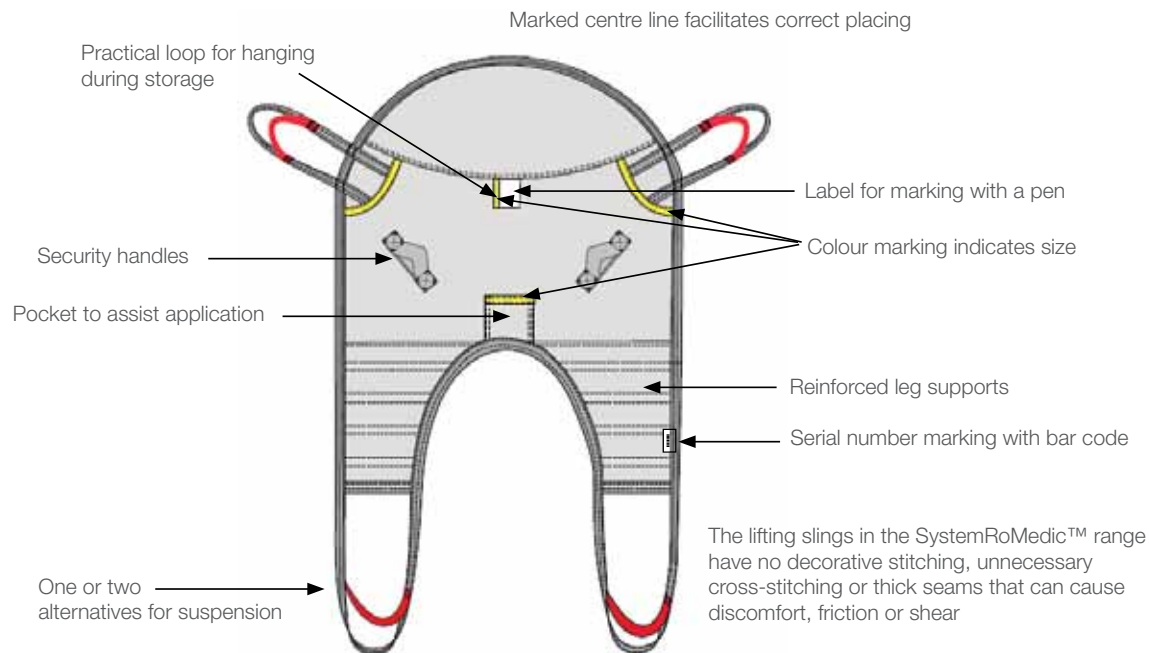


Simplicity is comfort.

The lifting sling's design and material decide which types of patient lifting are appropriate. For many of the most common lifts, for example, seated lifts between bed and chair, certain models and materials are better suited, while situations such as horizontal lifting, toileting, showering and bathing require something completely different. Common features, however, are that the lifting sling must always be simple, easy to use and durable. We love easy transfers, and when developing lifting slings and other accessories for patient lifts, we always aim at finding the best materials and the simplest solutions, for both users and caregivers. Our close contact with users and caregivers also contributes to making our products so simple and easy to use, as well as safe and comfortable.

Small details make a big difference

All lifting slings in the SystemRoMedic™ range have a safe and carefully considered design. They are characterized by exceptionally good fit and functionality, as well as many practical, but no unnecessary, features. All details on the lifting slings are placed precisely where they provide the most benefit, without being in the way for either the user or the caregiver.



Quality ensures safety and good economy

Quality is a keyword that describes all SystemRoMedic™ assistive devices, and our lifting slings are no exception. They are made to last, and to carry heavy loads for a long, long time.

- Durable fabrics with maximum service life
- Strong seams, reinforced in strategic places
- Strong edging for better wear
- All belts and fasteners are strong, safe and easy to adjust
- Fabrics that are easy to care for and withstand laundering at high temperatures
- Disposable material for short-term use prevents the spread of infectious diseases

Don't hesitate to put our lifting slings to a rigorous test from time to time to ensure that they are still in good condition!

Functional testing and periodic inspection

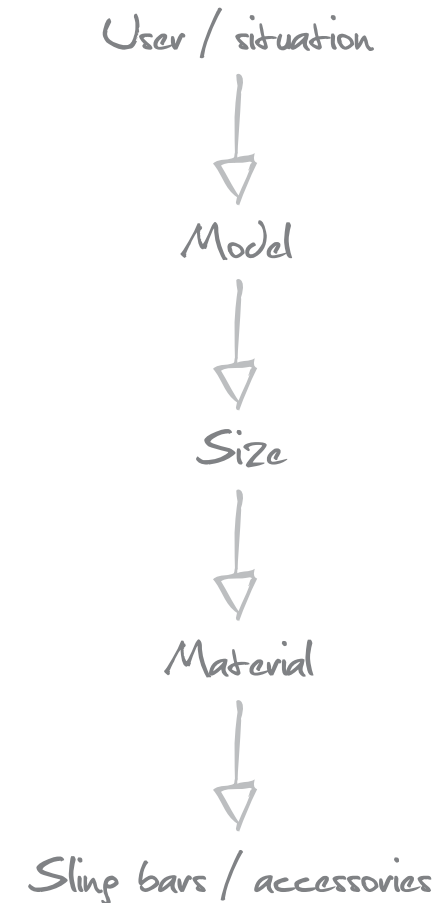
On our website, www.handicare.com, you'll find more information on functional testing of our assistive devices. There is also an aid to periodic inspection that helps you with quality assurance and documentation of functional testing and safety assessments of our lifting slings.

The art of choosing.

Several factors contribute in various ways to determining which lifting sling is right in each individual case. Starting with the user, his ability and need for support, but also based on the type of transfer to be performed, the model is selected first, then the size and, after that, the material. Finally, the sling bar and any accessories that may be needed for optimal lifting are chosen. The aim, of course, is to maximize safety and comfort, but by choosing the right model we can also activate the user, even in different lifting situations.












Trial fitting protocol

When you have found the right model, SystemRoMedic™ has a guide that both facilitates and quality-assures the choice of material, size, sling bar, accessories and placement of leg supports. The trial fitting protocol, which can be downloaded free of charge from our website, www.handicare.com, is also a means of documenting the decisions and recommendations that apply to each individual user.




Different models for different situations.

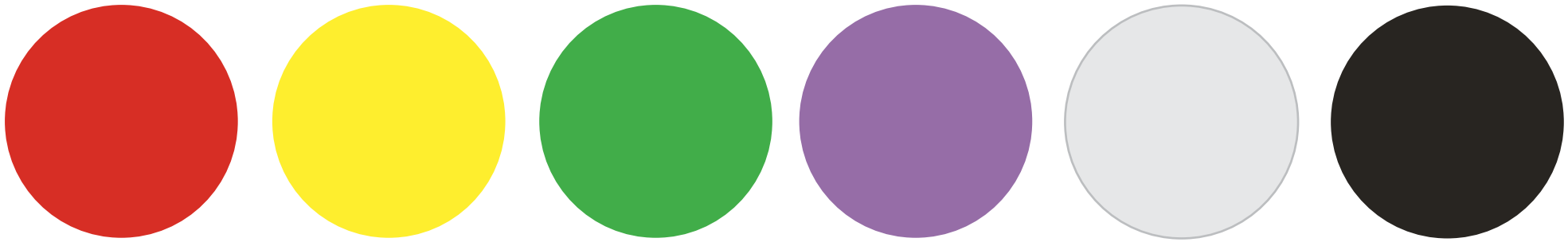
SystemRoMedic™ offers solutions for all transfer situations and for all users. Each of our lifting sling models is designed and produced for optimal functionality, both for the user and the caregiver, for one or a few specific situations. Some models and materials work best for seated transfers, for example, between bed and chair, while others are adapted for situations such as lifting from the recumbent position, for hygiene, bathing or showering. The table to the right, shows which models are most suitable in different situations.

Lifting slings		Page	Situations										
													
Seated lifting, divided leg supports	HighBackSling	25				■			■				■
	ShellHBSling	26				■			■				■
	FlexibleSling	27				■			■				■
	HygieneHBSling	31								■	■		■
	BasicSling	21							■				■
	AmpSling	22							■				■
	LowBackSling	20							■				■
	HygieneSling	30								■	■		
	HygieneLBSling	30								■	■		■
Seated lifting, undivided leg supports	FlexibleSling, undivided	29/31							■	■	■		■
	ClassicHBSling	28							■				■
	ClassicSling	23							■				■
	BariSling	24							■				
Horizontal lifting/ Turning	Stretchersling	32	■		■	■							
	SafeHandlingSheet	33	■	■	■	■							
Rising/ Standing/ Walking	ThoraxSling	34						■	■	■	■	■	■
	StandUpSling	35						■	■	■	■	■	■
	StandingVest	36						■					
	WalkingVest	36					■	■				■	
	BariVest	37					■	■				■	

Size is everything.



*Well-established colour coding system
We use an international colour coding system, with different colours for different sizes, to facilitate choice of size.
The colour marking is affixed to the lifting sling in the form of a coloured ribbon that also functions as a loop that can be used to hang up the sling. This allows you to find the right size at a glance.*



SystemRoMedic™ lifting slings are available in sizes ranging from XXS to XXL. The smallest sizes fit children and small adults, and the largest sizes fit large and, often, overweight users. The three sizes in the middle of the scale, S, M and L, fit most normal-sized adults. We also have special lifting sling models in XXXL and XXXXL for extremely large and heavy users.

At the back of this brochure is a size guide with measurements for the different sizes of all our lifting slings. A more detailed overview, with article numbers and measurements for all sling models in all materials, is featured on our website.

Trial fitting is a must

The size guide's measurements and recommendations are only intended as an aid to selecting lifting slings.

For a transfer with a stationary or mobile lift to be as safe and comfortable as possible, it is very important that the lifting sling is the right size and that the model is appropriate for the particular user and lifting situation.

To determine which model, size and material are most suitable for the individual user, individual trial fitting is always necessary.

The lifting sling is too large:

- if the user's seat slides out too much in the lower opening
- if the leg supports slide forward towards the hollows of the user's knees

The lifting sling is too small:

- if the user's face is too close to the sling bar
- if the leg supports chafe at the groin
- if the lifting sling looks or feels too tight

Four functional materials.

SystemRoMedic™ lifting slings are made of one or several of four different fabrics, each with different features and advantages. The most common material is a durable polyester, but we also use an airy polyester net, a plastic net for lifting in connection with bathing, and a strong, safe and very practical disposable material. Regardless of which material you choose, you always get a lifting sling that is soft and pliable, yet strong and durable. All SystemRoMedic™ lifting slings, except for those in disposable material, have the same strong and pliable polyester bands in all

loops and handles, in suspension loops and as reinforcement in strategic places.

The various lifting sling models and their materials are presented in the product descriptions given on pages 20 through 38 in this brochure.

All information on how to care for the materials to ensure maximal service life is given on the product label on each lifting sling, as well as on our website.



Durable, easy-to-care-for polyester

SystemRoMedic™ lifting slings in polyester are comfortable, durable and easy to maintain. Polyester is a strong and durable material. It is also very pliable and has low friction, which makes the lifting sling easy to apply and remove, as well as soft and comfortable for the user.

The lifting slings have a repellent surface, but when they need to be laundered, they withstand high temperatures, which contributes to good hygiene.



Flexible, airy polyester net

Polyester net makes the lifting slings flexible, pliable and airy, which gives pain-sensitive users and user with special needs better comfort without jeopardizing safety or practical features.

SystemRoMedic™ polyester net is soft and pliable, allowing both air and moisture to pass through the mesh. It is a tough, easy-to-maintain material that withstands high laundry temperatures and can be left under the user between transfers.



Plastic net for lifting in connection with bathing

SystemRoMedic™ has three standard models which are suitable for most users. These models are also available in plastic net for lifting in connection with bathing. The material is soft and pliable and, therefore, comfortable for the user. It is also very easy to care for, non-absorbent, withstands high laundry temperatures and can be disinfected with rubbing alcohol after use.



Disposable material for optimal hygiene

SystemRoMedic™ also has lifting slings for short-term use. These are made of a sturdy, durable non-woven material. Instead of laundering, these lifting slings are discarded after use, when they become soiled or when the user no longer needs them. This prevents the spread of multi-resistant and other types of infectious bacteria. Disposable material is a very practical solution which also enables optimal hygiene and safety.

Our lifting slings give more.



Choosing should be easy!

We know that choosing the right lifting sling can sometimes seem complicated. And the more models, sizes and materials you have to choose from, the more complicated it seems to choose.

SystemRoMedic™ offers a full range of lifting slings for all lifting situations and users. Even so, to facilitate choice, we have restricted the number of models. We have also developed an aid, SystemRoMedic SupportScale, which rates our lifting slings for seated lifting in four categories based on which type of functionality they give the user.

More activation

The lower the back of the lifting sling, the better the user can participate and be activated. Lifting slings with divided leg supports also allow the user to participate more during application and removal of the lifting sling.

More support

The higher the back of the lifting sling, the more the user is supported. Lifting slings with undivided leg supports also provide more support and are better suited to the user's functional ability and status, for example, in the case of very poor muscular tonus, sensitivity to pain and other factors that can make lifting problematic.



Activate the user, even in lifting situations

SystemRoMedic™ both presupposes and fosters interaction between user and caregiver. What is good for one is good for the other. Our philosophy is that the user should always participate in the transfer to the best of his or her ability. It's a matter of using the available strength in the best way; of not subjecting the caregiver to excessive strain, while making use of the user's functional ability, even in a lifting situation. Based on the user's need for support, his mobility and ability to participate, The SystemRoMedic SupportScale can show which lifting sling models enable the greatest degree of safety and security without doing what he, himself, is able to do.

SupportScale SystemRoMedic	Divided leg supports	Undivided leg supports
Low back	+	++
Shoulder-high back	++	+++
High back	+++	++++

The user's functional level and status determine the need for support and other lifting sling functions and, thereby, also the choice of lifting sling model. Ratings from 1+ (more activation) to 4++++ (more support) show which functions different SystemRoMedic™ lifting slings for seated lifting give the user.

Low back

Provides less support and allows greater possibility for activation. For users with good head stability, good torso stability and adequate muscular tonus.

Shoulder-high back

Provides more support and enables a certain degree of activation. For users with good head stability, reduced torso stability and a degree of muscular tonus.

High back

Provides a lot of support, even for the head. For users with poor stability and muscular tonus.

Divided leg supports

Easier application in the seated position. Easy to remove after lifting is completed. Allows the user to participate during application and removal.

Undivided leg supports

Left under the user after lifting is completed. Ideal for immobile, spastic, pain-sensitive and/or dementia users.



LowBackSling, page 20



For toileting

HygieneSling, page 30



BasicSling, page 21



For toileting

HygieneLBSling, page 30



AmpSling, page 22



ClassicSling, page 23



For toileting

HygieneHBSling, page 31



BariSling, page 24



HighBackSling, page 25



ShellHBSling, page 26



FlexibleSling, page 27



ClassicHBSling, page 28



FlexibleSling, undivided, page 29



For toileting

FlexibleSling, undivided, with hygiene opening, page 31



LowBackSling



Standard model for more active users.

LowBackSling is designed for use in most common lifting situations and when the user has torso stability.

- Divided leg supports; easy for the caregiver to apply and remove, the user does not sit on the lifting sling
- Low back; the user is supported from the tailbone up to the armpits and under the legs
- Upright seated posture
- Standard model, suits most users with torso stability
- Pocket at lower edge for easier application
- SWL 300 kg/660 lbs.

Accessories: AdjustmentLoop, HeadSupport, SoftLegSupport, StrapsPadding, NameTag

Material / Size





BasicSling



Standard model for users with good head stability.

BasicSling is designed for use in most common lifting situations and when the patient has poor torso stability but good head stability.

- Divided leg supports; easy for the caregiver to apply and remove, the user does not sit on the lifting sling
- Shoulder-high back; the user is supported from the tailbone up to the shoulders and under the legs
- Upright seated posture
- Standard model, suits most users with good head stability
- BasicSling in polyester net is available with or without reinforced leg supports
- Pocket at lower edge for easier application
- SWL 300 kg/660 lbs.

Accessories: AdjustmentLoop, HeadSupport, SoftLegSupport, StrapsPadding, NameTag

Material / Size



AmpSling



For users with high leg amputations.

AmpSling is designed for use in most common lifting situations, even when a lifting sling without divided leg supports would have been preferable, for example, when lifting patients with double, high leg amputations.

- Divided leg supports; easy for the caregiver to apply and remove, the user does not sit on the lifting sling
- Smaller opening; also suits users with high leg amputations
- Shoulder-high back; the user is supported from the tailbone up to the shoulders and under the legs
- Upright seated posture
- Pocket at lower edge for easier application
- SWL 300 kg/660 lbs.

Accessories: AdjustmentLoop, HeadSupport, SoftLegSupport, StrapsPadding, NameTag

Material / Size



Polyester



Polyester net





ClassicSling

Gentle support for users with good head stability.

ClassicSling enables a safe and comfortable seated position and gives the user a sense of security. ClassicSling is designed for use in most common lifting situations and is even suitable for users with high leg amputations.

- Undivided leg supports; left in the chair under the user after completed transfer
- Shoulder-high back; the user is supported from the hollows of the knees up to the shoulders and under the legs
- Upright seated posture
- Particularly suitable for users with painful joints
- SWL 300 kg/660 lbs.

Accessories: AdjustmentLoop, HeadSupport, NameTag

Material / Size



BariSling



BariTurn. 360° turning trolley for two ceiling lift units.


For extremely large and heavy users - over 200 kg/440 lbs.

BariSling is a lifting sling that is designed for lifting users weighing 200 kg/440lbs or more. It can be used in combination with both mobile and stationary lifts, with a four-point sling bar or with BariTurn. BariSling has six suspension points; two loops at the back and four below, under the legs, to distribute pressure safely and comfortably.

- Undivided leg supports; left in the chair under the user after completed transfer
- Shoulder-high back; the user is supported from the hollows of the knees up to the shoulders and under the legs
- Slightly reclined seated posture
- Special model for extremely large and heavy users (over 200 kg/440 lbs)
- SWL 570 kg/1250 lbs

Accessories: SoftLegSupport, StrapsPadding, NameTag

Material / Size



Polyester





HighBackSling



Standard model for users who need a lot of support.

HighBackSling is designed for use in most common lifting situations and when the user needs extra head support. HighBackSling can also be used for lifting from a recumbent position on the floor.

- Divided leg supports; easy for the caregiver to apply and remove, the user does not sit on the lifting sling
- High back; the user is supported from the tailbone up over the head and under the legs
- Slightly reclined seated posture
- Standard model, suits most users
- Removable plastic stays give the head support extra stability
- HighBackSling in polyester net is available with or without reinforced leg supports
- Pocket at lower edge for easier application
- SWL 300 kg/660 lbs (disposable material: SWL 200 kg/440 lbs)

Accessories: AdjustmentLoop, SoftLegSupport, StrapsPadding, NameTag

Material / Size

	Polyester		Polyester net		Plastic net		Disposable material
							



ShellHBSling



Unique bowl shape with adjustable head support.

ShellHBSling is designed for use in most common lifting situations and when the user needs extra head support. ShellHBSling can also be used for lifting from a recumbent position on the floor. The bowl-shaped sling follows the shape of the body and enables an upright seated posture that is easily regulated with the help of alternative lift loops. The adjustable head support gives each user perfect support for the head.

- Divided leg supports; easy for the caregiver to apply and remove, the user does not sit on the lifting sling
- High back; the user is supported from the tailbone up over the head and under the legs
- An upright seated posture can be regulated via two alternative lift loops at the back and on the leg supports
- ShellHBSling is bowl-shaped and provides superb, adjustable support for the head
- Pocket at lower edge for easier application
- SWL 300 kg/660 lbs

Accessories: AdjustmentLoop, SoftLegSupport, StrapsPadding, NameTag

Material / Size





FlexibleSling

Pliable support for users with deformities.

FlexibleSling is a sling that meets the need for a lot of support and, in a flexible way, follows the contours of the body and gives the user a sense of security.

FlexibleSling is designed for use in most common lifting situations, especially for users with deformities and users who need extra head support. FlexibleSling can also be used for lifting from a recumbent position on the floor.

FlexibleSling is also available with undivided leg supports (see page 29) and with undivided leg supports and commode opening (see page 31).

- Divided leg supports; easy for the caregiver to apply and remove, the user does not sit on the lifting sling
- High back; the user is supported from the tailbone up over the head and under the legs
- Slightly reclined seated posture
- Made of airy polyester net and can therefore be left in a wheelchair, moulded seat or similar after completed transfer
- Follows the shape of the body
- Particularly suitable for users in moulded seats
- FlexibleSling with divided leg supports is available with or without reinforced leg supports
- SWL 300 kg/660 lbs

Accessories: AdjustmentLoop, SoftLegSupport, StrapsPadding, NameTag

Material / Size



ClassicHBSling



Gentle for users who need a lot of support.

For users who need extra support for the head, ClassicHBSling enables a safe and comfortable seated position and gives the user a sense of security.

ClassicHBSling is designed for use in most common lifting situations and is even suitable for users with high leg amputations.

- Undivided leg supports; left in the chair under the user after completed transfer
- High back; the user is supported all the way from the hollows of the knees up over the head
- Upright seated posture
- For users who need extra support for the head
- Particularly suitable for users with painful joints
- SWL 300 kg/660 lbs

Accessories: AdjustmentLoop, NameTag

Material / Size





FlexibleSling, undivided

Gentle and flexible, with maximum support.

FlexibleSling, undivided, is a lifting sling that meets the need for a lot of support and, in a flexible way, follows the contours of the body and gives the user a sense of security. FlexibleSling, undivided, is designed for use in most common lifting situations, especially for users with deformities and users who need extra head support.

FlexibleSling is also available with divided leg supports (see page 27) and with undivided leg supports and commode opening (see page 31).

- Undivided leg supports; left in the chair, moulded seat or similar under the user after completed transfer
- High back; the user is supported from the tailbone up over the head and under the legs
- Slightly reclined seated posture
- Follows the shape of the body
- For users who need extra support for the head
- Particularly suitable for users with deformities, painful joints and/or leg amputations
- SWL 300 kg/660 lbs

Accessories: AdjustmentLoop, NameTag

Material / Size



HygieneSling



Three versions for more active users.

HygieneSling is a lifting sling that is easy to apply and makes it easier for the caregiver to dress/undress the user in connection with toileting. HygieneSling, which is designed for users with adequate muscular tonus, is available in three versions; with or without a belt, or with a belt and extra back support.



- Divided leg supports; easy for the caregiver to apply and remove, the user does not sit on the lifting sling
- Low back; the user is supported behind the back, up to the armpits and under the legs
- Slightly reclined seated posture
- The user must have adequate muscular tonus
- HygieneSling is available in three versions; with or without a belt, and with a belt and extra back support.
- SWL 300 kg/660 lbs

Accessories: AdjustmentLoop, HeadSupport, SoftLegSupport, StrapsPadding, NameTag

Pictured: HygieneSling with belt and extra back support.

Material / Size

Polyester, with belt
Polyester, without belt

● ● ● ● ● ● ● ●

Polyester, with belt and extra back support

● ● ● ● ● ● ● ●



HygieneLBSling



Extra support for users with good head and torso stability.

HygieneLBSling is a lifting sling that is easy to apply and makes it easier for the caregiver to dress/undress the user in connection with toileting. HygieneLBSling is designed for users with good head and torso stability and adequate muscular tonus.



- Divided leg supports; easy for the caregiver to apply and remove, the user does not sit on the lifting sling
- Low back; the user is supported behind the back, up to the armpits, around the upper body and under the legs
- Upright seated posture
- For users with good head and torso stability and adequate muscular tonus
- A belt with fastener gives the user an added sense of safety and security
- SWL 300 kg/660 lbs

Accessories: AdjustmentLoop, HeadSupport, SoftLegSupport, StrapsPadding, NameTag

Material / Size

Polyester

● ● ● ● ● ● ● ●



HygieneHBSling



FlexibleSling, undivided, with commode opening



Comfortable and flexible, with maximum support.

FlexibleSling, undivided, with hygiene opening, is a lifting sling that meets the need for a lot of support and, in a flexible way, follows the contours of the body and gives the user a sense of security. FlexibleSling, undivided, with commode opening, is designed to facilitate lifting in connection with toileting, especially for users with deformities and who need extra head support.



For users who need a lot of support.

HygieneHBSling is a lifting sling that is easy to apply and makes it easier for the caregiver to dress/undress the user in connection with toileting. HygieneHBSling is designed for users who need a lot of extra support, even for the head.

- Divided leg supports; easy for the caregiver to apply and remove, the user does not sit on the lifting sling
- High back; the user is supported behind the back, up behind the head, around the upper body and under the legs
- Upright seated posture
- For users who need a lot of extra support, even for the head, and have a degree of muscular tonus
- A belt with fastener gives the user an added sense of safety and security
- SWL 300 kg/660 lbs

Accessories: AdjustmentLoop, SoftLegSupport, StrapsPadding, NameTag



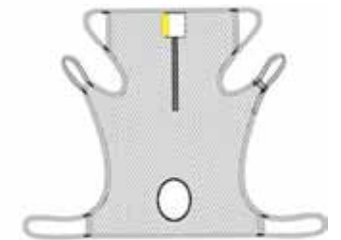
Material / Size



FlexibleSling is also available with divided leg supports (see page 27) and with undivided leg supports but without commode opening (see page 29).

- Undivided leg supports; left in the chair, moulded seat or similar under the user after completed transfer
- Hygiene opening
- High back; the user is supported from the tailbone up over the head and under the legs
- Slightly reclined seated posture
- Follows the shape of the body
- For users who need extra support for the head
- Particularly suitable for users with deformities, painful joints and/or leg amputations
- SWL 300 kg/660 lbs

Accessories: AdjustmentLoop, NameTag



Material / Size



StretcherSling



For horizontal lifting with StretcherBar.

StretcherSling is a lifting sling that is used in combination with mobile lifts or stationary lift systems and SystemRoMedic's StretcherBar, a specially designed sling bar for horizontal lifting and transferring users in a lying position. StretcherSling has ten suspension points; five on either side of the user, giving the user evenly distributed support under the entire body.

- Easy for the caregiver to apply and remove
- Gives the user an added sense of security
- Five lift straps on both sides of the lifting sling
- StretcherSling is available in two different materials and in one size
- SWL 300 kg/660 lbs

Accessories: AdjustmentLoop, NameTag

Material / Size

 **Polyester**
One size,
SWL 300 kg/660 lbs

 **Disposable material**
One size,
SWL 300 kg/660 lbs



SafeHandlingSheet



For horizontal lifting and positioning with a two-point sling bar.

SafeHandlingSheet is a sheet that is used for horizontal lifting or for positioning a user in bed without subjecting the caregiver to unnecessary strain. SafeHandlingSheet is used in combination with mobile lifts or stationary lift systems and a two-point sling bar. SafeHandlingSheet has sixteen lift straps, eight on either side of the user, with three alternative lift loops each, which enables optimal adaptation to the user and transfer situation. The lift loops are connected to the sling bar and when the user has been positioned, the lift straps are simply tucked under the mattress or placed in the pockets at the sides of the sheet.

- Eight lift straps, each with three alternative lift loops on either side of the sheet
- Lift loops are colour-coded for safe and easy application
- Pockets for practical storage of lift straps
- Positioning handles at the sides for easy, manual positioning
- SafeHandlingSheet is available in five different materials and sizes to suit different patients and situations

Accessories: AdjustmentLoop (SWL 300 kg/660 lbs), NameTag

Material / Size

Polyester net
SWL 300 kg/660 lbs

Polyester net/WendyLett4Way*
SWL 300 kg/660 lbs

Polyester
SWL 400 kg/900 lbs

Polyester, reinforced
SWL 570 kg/1250 lbs

Disposable material
SWL 300 kg/660 lbs



*) WendyLett4Way is SystemRoMedic's unique sliding drawsheet. Here, we have used the same comfortable, durable and functional material to allow SafeHandlingSheet to slide freely in four directions, without friction or shearing and with minimal effort. Read more about our WendyLett series at www.handicare.com.

ThoraxSling

For sit-to-stand and standing training in combination with MiniLift200 and MiniLift125.

ThoraxSling is a specially adapted sit-to-stand vest that is used in combination with SystemRoMedic's sit-to-stand lifts MiniLift200 and MiniLift125. It is easy for the caregiver to apply, while giving the user an added sense of security during rising and gait training. ThoraxSling also facilitates toileting.

- Easy for the caregiver to apply
- Very comfortable and gives the user an added sense of security
- Facilitates toileting
- Does not ride up under the arms
- Alternative lift loops enable an upright posture, regardless the user's height
- Armholders for hemiplegic users (not on ThoraxSling in disposable material)
- ThoraxSling is available in two models; one which provides support behind the back and one that also gives support under the seat
- SWL 300 kg/660 lbs (disposable material: SWL 200 kg/440 lbs)

Accessories: NameTag









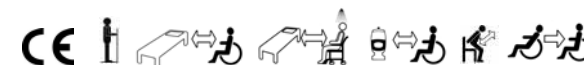
Together with MiniLift, ThoraxSling provides a very gentle and pleasant sit-to-stand experience. The movement of the lift arm is designed so that the pulling motion ends comfortably in the lower back, which prevents the vest from riding up under the arms.



ThoraxSling, with seat support.

Material / Size

	Polyester		Polyester, with seat support		Disposable material, with seat support
					



StandUpSling



For sit-to-stand and standing training in combination with RiseUp600EE.

StandUpSling is a sit-to-stand vest that is easy for the caregiver to apply, while giving the user an added sense of security. It is designed to provide support behind the back during rising with a sit-to-stand lift such as SystemRoMedic's RiseUp600EE, and to facilitate toileting.

StandUpSling enables a comfortable sit-to-stand experience, despite reduced function. The user should have a degree of torso stability.


- Easy for the caregiver to apply
- Provides support behind the back during rising with a sit-to-stand lift
- Facilitates toileting
- Lift loops in three lengths enable an upright posture, regardless the user's height
- The inside has a non-slip surface, which prevents the vest from riding up under the arms
- For pressure-sensitive users, StandUpSling Padding is available as an accessory
- SWL 300 kg/660 lbs

Accessories: NameTag, StandUpSling Padding, extra padding for pressure-sensitive users

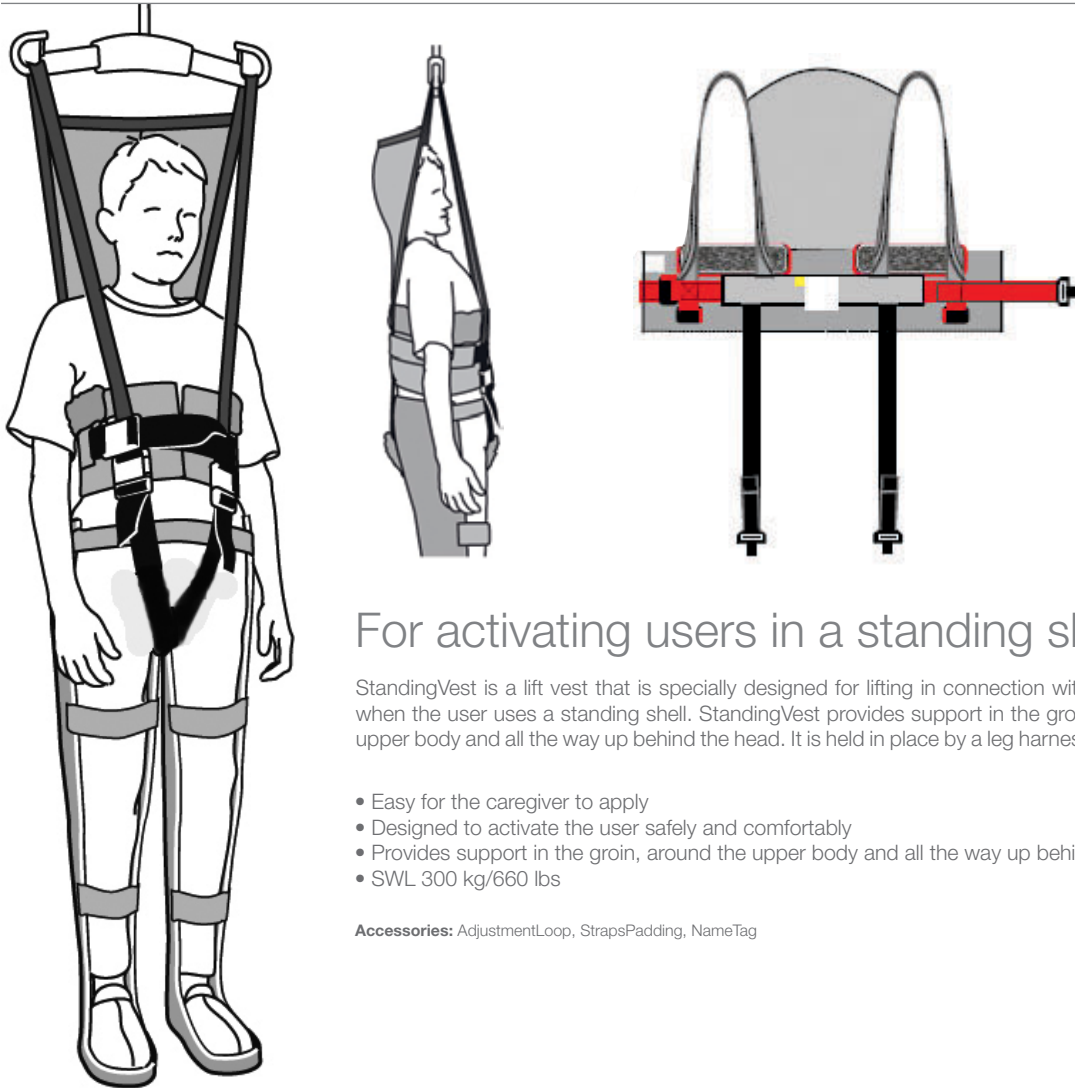


StandUpSling has extra underarm padding. For pressure-sensitive users, StandUpSling Padding is available as an accessory. StandUpSling Padding consists of separate padded cases that give the lift vest an extra layer of soft material and are easy for the caregiver to attach to the StandUpSling.

Material / Size



StandingVest




For activating users in a standing shell.

StandingVest is a lift vest that is specially designed for lifting in connection with gait training when the user uses a standing shell. StandingVest provides support in the groin, around the upper body and all the way up behind the head. It is held in place by a leg harness at the groin.

- Easy for the caregiver to apply
- Designed to activate the user safely and comfortably
- Provides support in the groin, around the upper body and all the way up behind the head
- SWL 300 kg/660 lbs

Accessories: AdjustmentLoop, StrapsPadding, NameTag

Material / Size



WalkingVest



Material / Size



For gait training in combination with a mobile or stationary lift.

WalkingVest is a vest designed for rising and gait training with the help of a stationary or mobile lift. WalkingVest provides support at the groin and is kept in place with a padded leg harness.

- Easy for the caregiver to apply
- Designed for greater safety and security during gait training
- Provides good support in the groin and around the upper body
- SWL 300 kg/660 lbs

Accessories: AdjustmentLoop, StrapsPadding, NameTag



BariVest




For activating extremely large and heavy users.

BariVest is a vest that is designed for rising, standing training and gait training with users weighing 180 kg/397 lbs or more. It can be used in combination with both mobile and stationary lifts, with a four-point sling bar or with BariTurn. BariVest consists of a back section, a front section and a narrower section in the middle to enable a comfortable fit in the groin. It has two sling bar loops, both front and back, as well as belts at three levels.

- Easy for the caregiver to apply
- Designed for greater safety and security during raising, standing training and gait training
- Provides good support in the groin and around the upper body
- Special model for extremely large and heavy users (over 180 kg/397 lbs)
- SWL 570 kg/1250 lbs

Accessories: NameTag, BariVest cover, protective cover for the middle section of BariVest

Material / Size

 Polyester
● and XXXXL



LimbSling



For easy lifting of an arm or a leg.

LimbSling is designed to comfortably and conveniently assist lifting of a user's leg or arm, for example, to gain better access for treatment and dressing sores. LimbSling is very practical for large and heavy users. LimbSling is applied by placing it under the limb to be lifted and connecting the strap loops to the sling bar. LimbSling is available in one size and two different materials.

- Simplifies e.g., treatment or dressing sores
- Very practical for large and heavy patients
- Also available in disposable material for maximum hygiene and safety
- SWL 300 kg/660 lbs (disposable material: SWL 150 kg/330 lbs)

Accessories: AdjustmentLoop, NameTag



LimbSling in disposable material.



LimbSling in polyester.

Material / Size

Polyester, one size,
SWL 300 kg/660 lbs



Disposable material, one size,
SWL 150 kg/330 lbs

Accessories for lifting slings



AdjustmentLoop

AdjustmentLoop is an extension strap, mainly used to extend the lifting sling's lift straps to the desired length; e.g., to enable a more recumbent position or a more upright seated position, or to achieve better balance, for example, for users with hemiplegia.

AdjustmentLoop is available in two lengths, both for max 300 kg/660 lbs.



HeadSupport

HeadSupport is an accessory for lifting slings without head support. HeadSupport is placed around the user's head, and then connected to the sling bar hooks to provide extra support for the head. HeadSupport has three alternative loops on both sides to enable choice of the most appropriate length.

We recommend analysis of different lifting sling models to determine the need for a lifting sling that provides head support. HeadSupport is available in one size for max 300 kg/660 lbs.



SoftLegSupport

Pressure-sensitive users sometimes need extra soft leg supports.

SoftLegSupports are padded covers that can be applied to the leg sections of lifting slings with divided leg supports. SoftLegSupports are sold in pairs and are easy for the caregiver to apply.



StrapsPadding

StrapsPadding are tubular padding cases that are used to give the lift straps on a lifting sling an extra covering of soft, outer material when the user is sensitive to pressure. StrapsPadding can be applied in a variety of ways for improved comfort, for example, for user with leaning seated postures and/or spasticity.

StrapsPadding can be used as an accessory with all lifting slings with divided leg supports. They are secured with velcro strips and are very easy to apply, readjust or remove for laundering.



NameTag

NameTag is a textile tag that is easy to attach, remove or move between products. NameTag can be used to label all lifting slings, belts and other assistive devices and accessories.

The tag is securely fastened and can be washed at up to 90°C/194°F.

Application according to SystemRoMedic™

Simplicity is one of the most important fundamental principles behind SystemRoMedic™. Activating the user and encouraging the user to use his or her natural patterns of movement are two others.

By utilizing the user's own strength and capability in lifting situations, we can perform easy, safe and gentle transfers while helping to improve the user's muscle tone, sense of independence, control and dignity.

Simple, convenient application of slings

The user's functional ability and need for support determine the choice of lifting sling model, but also the choice of application and removal technique. There are several well-proven and commonly used methods for applying and removing slings. We have documented these methods in the user manual for each individual lifting sling model. However, to make transfers even easier and, above all, to activate the user as much as possible, we have also developed a number of SystemRoMedic™ methods.

By combining small, simple and effective assistive devices from other product groups in the SystemRoMedic™ range with aids for mechanical lifting, we are able to create many different, individualized solutions for all types of users and for all situations. Here, we present a few examples. Naturally, our talented product specialists and representatives will be pleased to show you more.

Contact us for more information or to book a presentation or training session. Find out how to contact us at www.handicare.com.

For active users



Placement of lifting slings with divided leg supports



When seated in a chair or wheelchair

The user uses ReTurn or the head-board to support himself as he leans forward. The caregiver holds the lifting sling with one hand and, with the other hand in the application pocket at the lower edge of the lifting sling, guides it down, preferably, to the user's tailbone.



From a recumbent position in bed

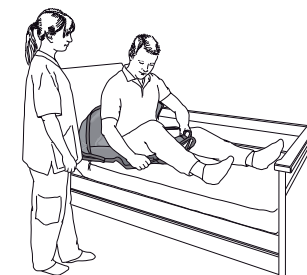
With the aid of FlexiGrip, a user lying in bed can sit up and lean forward from the underlying surface. The caregiver is then able to simply position the lifting sling on the underlying surface behind the user's back. The centre line of the lifting sling should be aligned with the user's spine.

Placement of leg supports



When seated in a chair or wheelchair

The caregiver pulls the leg supports forward along the outside of the thighs, ensuring that they are equally long on both sides. The user can then place the leg supports under his legs.



From a recumbent position in bed

A user seated in bed can also help to place the leg supports. The caregiver ensures that the user has adequate side support, so that he does not lose his balance and fall from the bed.



ReTurn 7500
SystemRoMedic

Use what strength there is

ReTurn stimulates the natural pattern of movement during rising while at the same time strengthening the muscles and functional ability. For the caregiver, ReTurn also enables a safe transfer without the need for heavy lifting.



FlexiGrip
SystemRoMedic

Trains both stomach and arm muscles

FlexiGrip is a simple, effective assistive device for rising that is mounted on the footboard of the bed and is used by the user to gradually rise from a recumbent to a seated position.

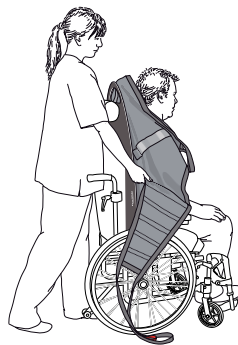
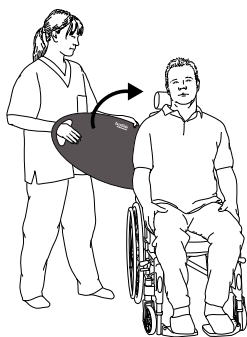


EasyGlide
SystemRoMedic

For horizontal transfers

EasyGlide is a thin, pliable sliding board for horizontal transfers and for repositioning higher up in bed. EasyGlide can also be used to assist placement of a lifting sling in both the recumbent and seated positions.

Placement of lifting slings with divided leg supports

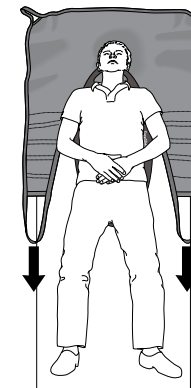



Seated in a chair or wheelchair

The caregiver places two EasyGlides, one on top of the other, between the small of the user's back and the wheelchair, and then rotates them upwards until they cover the user's back.

The caregiver then places the lifting sling between the sliding boards, and pulls the sling (which slides between the sliding boards) all the way down to the user's tailbone. The sliding boards are removed before the leg supports are applied.

Placement of lifting slings with divided or undivided leg supports



From a recumbent position in bed, on an examination table or the floor

The caregiver places two EasyGlides under the small of the user's back and at right angles to the spine.

The sliding boards are rotated upwards, in under the user's neck, until they are positioned under the user and aligned with the spine.

The lifting sling is placed with the tag facing the underlying surface. The lifting sling is pulled downward, between the sliding boards, all the way down to the user's tailbone.

Ensure that the lifting sling is positioned centrally under the user before the sliding boards are removed and the leg supports are applied.

Placement of leg supports



Seated in a chair or wheelchair

With FootStool under the user's feet, the legs are raised and friction under the thighs is reduced. This enables simpler, more convenient application of the leg supports.



From a recumbent position in bed

The caregiver places a ReadySlide under the user's thighs to reduce friction. The leg supports are then guided under the thighs, between the ReadySlide and the underlying surface, and pulled out from the other side, between the user's legs.



FootStool
SystemRoMedic

Raises the user's knees

FootStool is used to raise the user's knees to enable safer, simpler seated transfers.

It is also a practical aid that provides support under the feet during toilet-ing or when repositioning the user farther back in a chair or wheelchair.



ReadySlide

A thin and pliable sliding mat

ReadySlide is a very easy-to-use sliding mat that is available in several sizes and can be used to facilitate various types of horizontal transfers, repositioning in a seated position or application of lifting slings in a seated position.

Size guide for lifting slings

Divided leg supports / High back

Product name	Size	Rec. user weight	Sling seat measurement	Sling overall height
HighBackSling	XXS	10-25 kg / 22-55 lbs	20 cm / 8"	77 cm / 30"
HighBackSling	XS	20-35 kg / 44-77 lbs	25 cm / 10"	85 cm / 33"
HighBackSling	S	30-55 kg / 66-122 lbs	35 cm / 14"	91 cm / 36"
HighBackSling	M	50-90 kg / 110-198 lbs	45 cm / 18"	94 cm / 37"
HighBackSling	L	80-110 kg / 176-243 lbs	56 cm / 18"	98 cm / 39"
HighBackSling	XL	110-160 kg / 243-353 lbs	62 cm / 24"	98 cm / 39"
HighBackSling	XXL	130-200 kg / 287-441 lbs	70 cm / 28"	102 cm / 40"
ShellHBSling	XXS	10-30 kg / 22-66 lbs	17 cm / 7"	80 cm / 31"
ShellHBSling	XS	20-35 kg / 44-77 lbs	25 cm / 10"	85 cm / 33"
ShellHBSling	S	30-55 kg / 66-121 lbs	35 cm / 14"	94 cm / 37"
ShellHBSling	M	50-90 kg / 110-198 lbs	40 cm / 16"	97 cm / 38"
ShellHBSling	L	80-120 kg / 176-264 lbs	45 cm / 18"	98 cm / 39"
ShellHBSling	XL	110-160 kg / 243-353 lbs	55 cm / 22"	100 cm / 39"
ShellHBSling	XXL	150-210 kg / 331-463 lbs	65 cm / 26"	100 cm / 39"
FlexibleSling	XXS	10-30 kg / 22-66 lbs	20 cm / 8"	75 cm / 30"
FlexibleSling	XS	20-35 kg / 44-77 lbs	25 cm / 10"	81 cm / 32"
FlexibleSling	S	25-55 kg / 55-121 lbs	35 cm / 14"	90 cm / 35"
FlexibleSling	M	50-75 kg / 110-165 lbs	45 cm / 18"	102 cm / 40"
FlexibleSling	L	70-110 kg / 154-242 lbs	55 cm / 22"	102 cm / 40"
FlexibleSling	XL	100-130 kg / 220-287 lbs	65 cm / 26"	104 cm / 41"

Divided leg supports / Shoulder-high back

Product name	Size	Rec. user weight	Sling seat measurement	Sling overall height
BasicSling	XXS	10-25 kg / 22-55 lbs	21 cm / 8"	63 cm / 25"
BasicSling	XS	20-35 kg / 44-77 lbs	27 cm / 11"	65 cm / 26"
BasicSling	S	35-55 kg / 77-121 lbs	37 cm / 15"	77 cm / 30"
BasicSling	M	45-80 kg / 99-176 lbs	50 cm / 20"	89 cm / 35"
BasicSling	L	75-110 kg / 165-243 lbs	60 cm / 24"	95 cm / 37"
BasicSling	XL	100-150 kg / 220-301 lbs	65 cm / 26"	98 cm / 39"
BasicSling	XXL	140-200 kg / 309-441 lbs	75 cm / 30"	98 cm / 39"
AmpSling	XS	20-40 kg / 44-88 lbs	27 cm / 11"	85 cm / 33"
AmpSling	S	35-60 kg / 77-133 lbs	37 cm / 15"	90 cm / 35"
AmpSling	M	50-80 kg / 110-176 lbs	45 cm / 18"	97 cm / 38"
AmpSling	L	70-110 kg / 154-242 lbs	50 cm / 20"	100 cm / 39"
AmpSling	XL	100-130 kg / 220-287 lbs	60 cm / 24"	100 cm / 39"
AmpSling	XXL	120-180 kg / 265-397 lbs	70 cm / 28"	100 cm / 39"

Divided leg supports / Low back



Product name	Size	Rec. user weight	Sling seat measurement	Sling overall height
LowBackSling	XXS	10-25 kg / 22-55 lbs	21 cm / 8"	60 cm / 24"
LowBackSling	XS	20-35 kg / 44-77 lbs	27 cm / 11"	60 cm / 24"
LowBackSling	S	30-50 kg / 66-110 lbs	37 cm / 15"	77 cm / 30"
LowBackSling	M	45-80 kg / 99-176 lbs	47 cm / 18"	85 cm / 33"
LowBackSling	L	75-110 kg / 165-243 lbs	57 cm / 22"	90 cm / 35"
LowBackSling	XL	100-140 kg / 220-309 lbs	67 cm / 26"	92 cm / 36"
LowBackSling	XXL	130-190 kg / 287-419 lbs	77 cm / 30"	92 cm / 36"

Undivided leg supports / High and shoulder-high back



Product name	Size	Rec. user weight	Sling seat measurement	Sling overall height
FlexibleSling, undivided	XS	20-40 kg / 44-88 lbs	75 cm / 30"	80 cm / 31"
FlexibleSling, undivided	S	30-70 kg / 66-154 lbs	85 cm / 33"	85 cm / 33"
FlexibleSling, undivided	M	60-90 kg / 132-198 lbs	94 cm / 37"	93 cm / 37"
FlexibleSling, undivided	L	80-130 kg / 176-287 lbs	105 cm / 41"	96 cm / 38"
FlexibleSling, undivided	XL	110-180 kg / 242-397 lbs	115 cm / 45"	98 cm / 39"



Product name	Size	Rec. user weight	Sling seat measurement	Sling overall height
ClassicHBSling	XS	20-40 kg / 44-88 lbs	30 cm / 12"	95 cm / 37"
ClassicHBSling	S	30-60 kg / 66-132 lbs	40 cm / 16"	98 cm / 39"
ClassicHBSling	M	55-85 kg / 121-187 lbs	48 cm / 19"	106 cm / 42"
ClassicHBSling	L	80-120 kg / 176-265 lbs	65 cm / 26"	110 cm / 43"
ClassicHBSling	XL	110-140 kg / 242-309 lbs	80 cm / 31"	115 cm / 45"



Product name	Size	Rec. user weight	Sling seat measurement	Sling overall height
ClassicSling	XS	20-40 kg / 44-88 lbs	30 cm / 12"	80 cm / 31"
ClassicSling	S	30-60 kg / 66-132 lbs	38 cm / 15"	90 cm / 35"
ClassicSling	M	55-85 kg / 121-187 lbs	46 cm / 18"	95 cm / 37"
ClassicSling	L	80-120 kg / 176-265 lbs	63 cm / 25"	98 cm / 39"
ClassicSling	XL	110-140 kg / 242-309 lbs	80 cm / 31"	100 cm / 39"



Product name	Size	Rec. user weight	Sling seat measurement	Sling overall height
BariSling	XXXL	200-570 kg / 441-1257 lbs	-	-

For toileting / High back



Product name	Size	Rec. user weight	Sling seat measurement	Sling overall height
HygieneHBSling	XXS	10-30 kg / 22-66 lbs	25 cm / 9.8"	92 cm / 36"
HygieneHBSling	XS	25-45 kg / 55-99 lbs	28 cm / 11"	92 cm / 36"
HygieneHBSling	S	40-60 kg / 88-132 lbs	30 cm / 12"	96 cm / 38"
HygieneHBSling	M	55-80 kg / 121-176 lbs	35 cm / 14"	102 cm / 40"
HygieneHBSling	L	75-110 kg / 165-220 lbs	41 cm / 16"	102 cm / 40"
HygieneHBSling	XL	90-130 kg / 198-287 lbs	46 cm / 18"	104 cm / 41"
HygieneHBSling	XXL	120-170 kg / 265-375 lbs	60 cm / 24"	104 cm / 41"



Product name	Size	Rec. user weight	Sling seat measurement	Sling overall height
FlexibleSling, undivided*	XS	20-40 kg / 44-88 lbs	75 cm / 30"	80 cm / 31"
FlexibleSling, undivided*	S	30-70 kg / 66-154 lbs	85 cm / 33"	85 cm / 33"
FlexibleSling, undivided*	M	60-90 kg / 132-198 lbs	94 cm / 37"	93 cm / 37"
FlexibleSling, undivided*	L	80-130 kg / 176-287 lbs	105 cm / 41"	96 cm / 38"
FlexibleSling, undivided*	XL	110-180 kg / 242-397 lbs	115 cm / 45"	98 cm / 39"

*) with hygiene opening

For toileting / Low back



Product name	Size	Rec. user weight	Sling seat measurement	Sling overall height
HygieneSling	XXS	10-30 kg / 22-66 lbs	25 cm / 10"	50 cm / 20"
HygieneSling	XS	25-45 kg / 55-99 lbs	35 cm / 14"	65 cm / 26"
HygieneSling	S	40-60 kg / 88-132 lbs	48 cm / 19"	75 cm / 30"
HygieneSling	M	55-85 kg / 121-187 lbs	55 cm / 22"	87 cm / 35"
HygieneSling	L	75-100 kg / 165-220 lbs	60 cm / 24"	93 cm / 37"
HygieneSling	XL	90-130 kg / 198-287 lbs	80 cm / 31"	95 cm / 37"
HygieneSling	XXL	120-170 kg / 265-376 lbs	90 cm / 35"	95 cm / 37"



HygieneLBSling	XXS	10-30 kg / 22-66 lbs	25 cm / 10"	92 cm / 36"
HygieneLBSling	XS	25-45 kg / 55-99 lbs	28 cm / 11"	92 cm / 36"
HygieneLBSling	S	40-60 kg / 88-132 lbs	30 cm / 12"	96 cm / 38"
HygieneLBSling	M	55-80 kg / 121-176 lbs	35 cm / 14"	102 cm / 40"
HygieneLBSling	L	75-110 kg / 165-220 lbs	41 cm / 16"	102 cm / 40"
HygieneLBSling	XL	90-130 kg / 198-287 lbs	46 cm / 18"	104 cm / 41"
HygieneLBSling	XXL	120-170 kg / 265-376 lbs	60 cm / 24"	104 cm / 41"

Horizontal lifting / Turning



Product name	Size	Rec. user weight	Length	Width
StretcherSling	one size	50-200 kg / 110-441 lbs	180 cm / 71"	86 cm / 34"
StretcherSling, disposable material	one size	50-200 kg / 110-441 lbs	180 cm / 71"	86 cm / 34"



SafeHandlingSheet	L	50-300 kg / 110-661 lbs	240 cm / 94"	115 cm / 45"
SafeHandlingSheet	XL	50-400 kg / 110-881 lbs	240 cm / 94"	115 cm / 45"
SafeHandlingSheet	XXL	50-570 kg / 110-1257 lbs	240 cm / 94"	130 cm / 51"
SafeHandlingSheet, disposable material	M	50-300 kg / 110-661 lbs	200 cm / 79"	120 cm / 47"

Rising/ Standing with MiniLift



Product name	Size	Rec. user weight	Lift vest width
ThoraxSling	XS	20-50 kg / 44-110 lbs	85 cm / 33"
ThoraxSling	S	30-60 kg / 66-132 lbs	94 cm / 37"
ThoraxSling	M	50-80 kg / 110-176 lbs	104 cm / 41"
ThoraxSling	L	70-110 kg / 154-220 lbs	124 cm / 49"
ThoraxSling	XL	100-150 kg / 220-330 lbs	146 cm / 57"
ThoraxSling	XXL	140-200 kg / 309-441 lbs	170 cm / 67"

Rising/ Standing with RiseUp600EE



Product name	Size	Rec. user weight	Lift vest width
StandUpSling	S	40-65 kg / 88-143 lbs	109 cm / 43"
StandUpSling	M	55-80 kg / 121-176 lbs	121 cm / 48"
StandUpSling	L	75-110 kg / 165-220 lbs	122 cm / 48"
StandUpSling	XL	100-160 kg / 220-353 lbs	136 cm / 54"
StandUpSling	XXL	150-220 kg / 331-485 lbs	166 cm / 65"

Standing / Walking



Product name	Size	Rec. user weight	Lift vest width	Lift vest overall height
StandingVest	XS	15-40 kg / 33-88 lbs	82 cm / 32"	68 cm / 27"
StandingVest	S	20-50 kg / 44-110 lbs	96 cm / 38"	73 cm / 29"
StandingVest	M	40-60 kg / 88-132 lbs	110 cm / 43"	73 cm / 29"
StandingVest	L	50-80 kg / 110-176 lbs	122 cm / 48"	73 cm / 29"
StandingVest	XL	70-100 kg / 154-220 lbs	130 cm / 51"	73 cm / 29"



WalkingVest	XXS	15-40 kg / 33-88 lbs	60 cm / 24"	67 cm / 26"
WalkingVest	XS	25-50 kg / 55-110 lbs	70 cm / 28"	68 cm / 27"
WalkingVest	S	40-60 kg / 88-132 lbs	82 cm / 32"	68 cm / 27"
WalkingVest	M	55-80 kg / 121-176 lbs	96 cm / 37"	73 cm / 29"
WalkingVest	L	75-100 kg / 165-220 lbs	110 cm / 43"	73 cm / 29"
WalkingVest	XL	90-110 kg / 198-243 lbs	122 cm / 48"	73 cm / 29"
WalkingVest	XXL	100-130 kg / 220-287 lbs	142 cm / 56"	75 cm / 30"



BariVest	XXXL	180-300 kg / 397-661 lbs	190-280 / 75-110"	
BariVest	XXXXL	250-570 kg / 551-1257 lbs	230-310 / 91-122"	

Please note!

To determine the most appropriate model, size and material for the individual user, trial fitting of lifting slings is always essential.

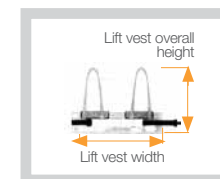
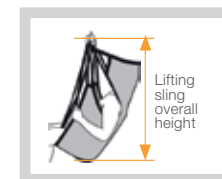
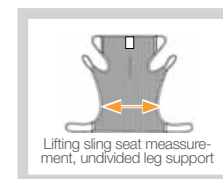
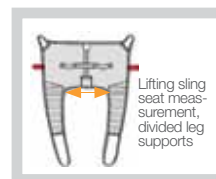
The size guide's measurements and recommendations are only intended as an aid to selecting lifting slings.

The lifting sling's seat width gives an indication of how wide the user's hips (trochanter width) can be. The user's trochanter width must be within +/- 10 cm/3.9" of the lifting sling's seat width.

The lift vest's width gives an indication of the girth of the user's trunk. The user's trunk girth must be within +/- 10 cm/3.9" of the lift vest's width.

The lifting sling is too large if the user's seat slides out too far at the lower opening, or if the leg supports slide forward towards the hollows of the user's knees.

The lifting sling is too small if the user's face is too close to the slingbar, if the leg supports chafe at the groin, or if the sling appears to be too tight or feels too tight.



25 years in the service of simplicity

SystemRoMedic™ is the name of Handicare's unique easy transfer concept, the market's widest and most complete range of clever, easy-to-use and safe assistive devices for all types of patient transfers and manual handling requirements.

The philosophy behind SystemRoMedic™ is focused on the prevention and reduction of occupational injuries while allowing users to experience a greater sense of independence and dignity. Through a unique combination of education, training and a complete range of efficient transfer aids, SystemRoMedic™ offers improvement of both work environment and quality of care and, at the same time, achieves significant cost savings.

Designed and produced by Handicare

For more than 25 years, SystemRoMedic™ has offered simple solutions for great results, and an easier everyday life and work for both users and personnel in the care sector. During 1984-2010 under the name of RoMedic and, as of January 1, 2011 under the name of Handicare.

Handicare offers solutions and support to increase the independence of disabled or elderly people as well as to improve the convenience of those who are caring for them.

The Handicare Group is one of the leading healthcare companies in Europe with own sales companies and manufacturing organizations in Norway, Sweden, Denmark, Germany, the Netherlands, Great Britain, France, Poland, China, Canada and the USA.

Handicare's products are also distributed by partners in more than 40 countries worldwide.

Our wide range of high-quality products includes various power and manual wheelchairs, scooters, seating systems, a complete easy transfer systems and other patient handling aids, stairlifts, car adaptations, rise- and recline chairs, and bathing and toileting products.



handicare

Handicare AB

Box 640

Veddestavägen 15, SE-175 27 Järfälla, Sweden

Tel: +46 (0)8-557 62 200 • Fax: +46 (0)8-557 62 299

www.handicare.com • info@handicare.se